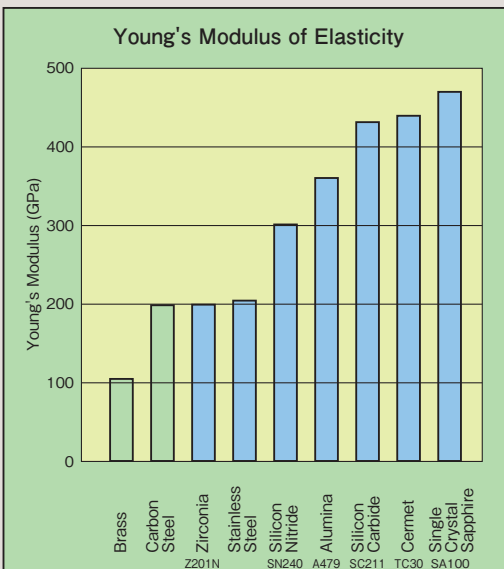
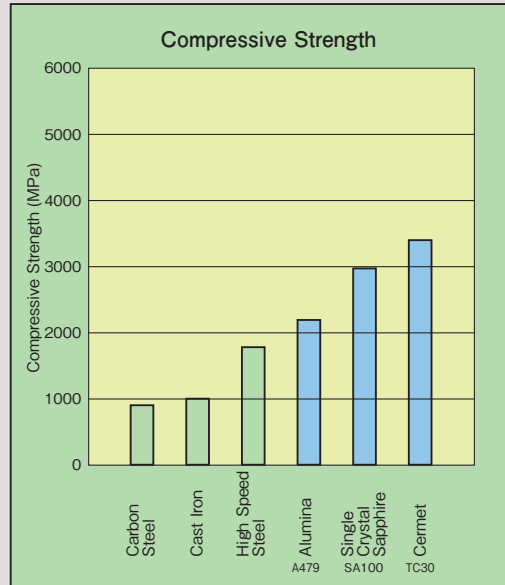
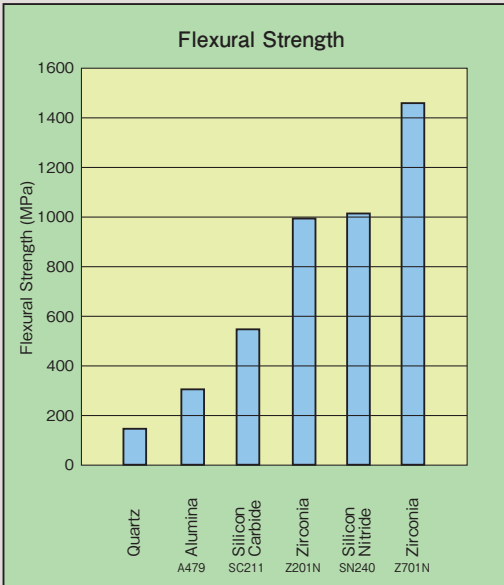
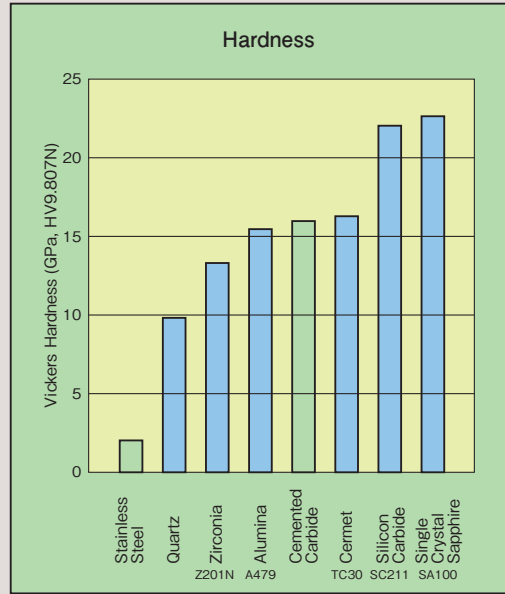
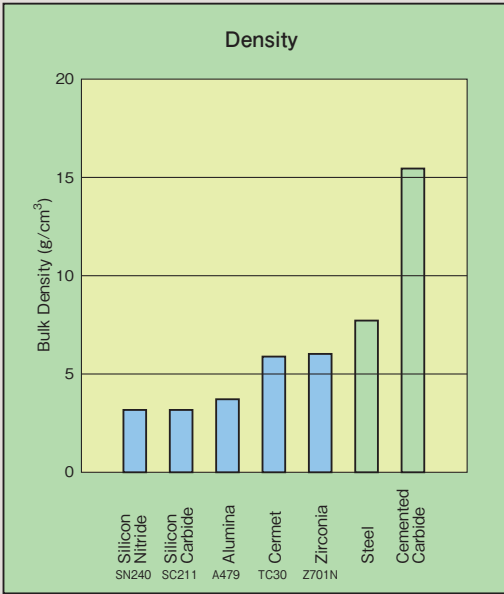


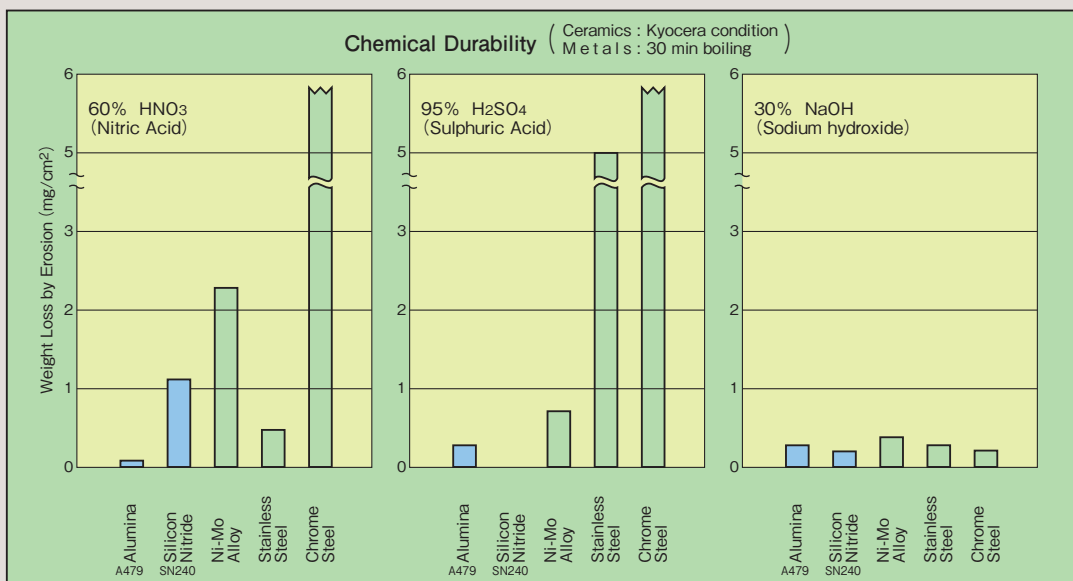
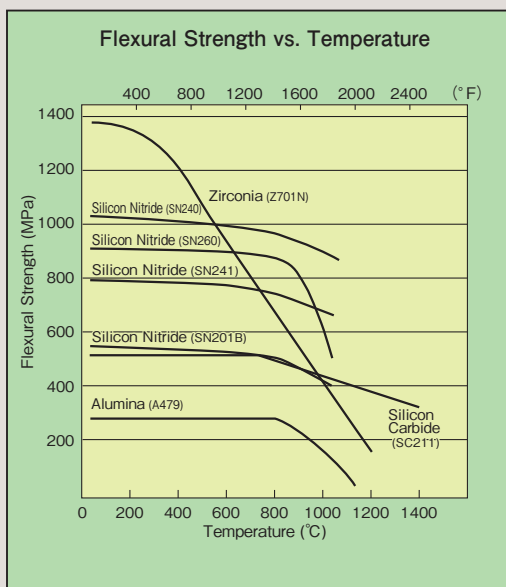
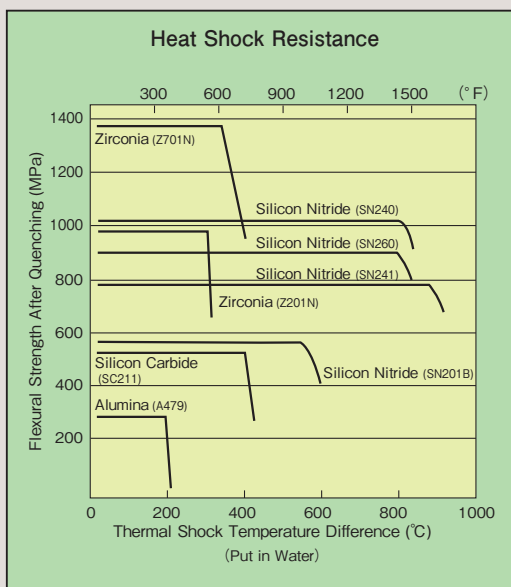
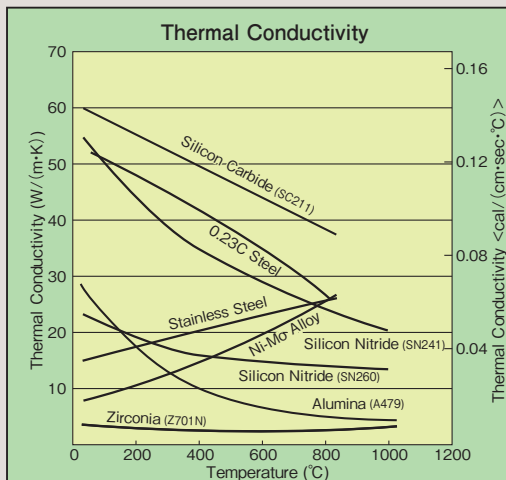
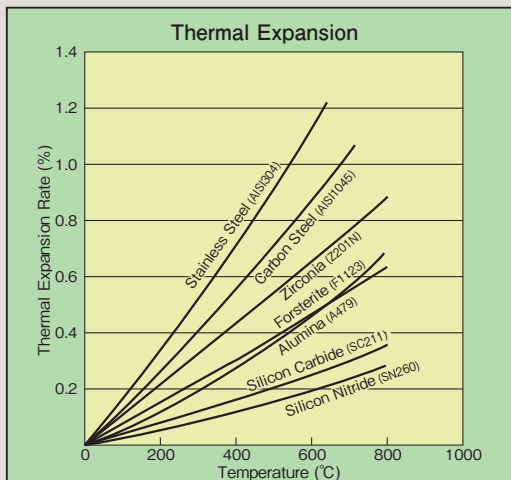
THE NEW VALUE FRONTIER



**CHARACTERISTICS
OF
KYOCERA
FINE
CERAMICS**

MATERIAL COMPARISON CHARTS





Unit Conversion Table

■ Stress		
MPa or N/mm ²	kgf/mm ²	psi (=lbf/in ²)
1	1.020 × 10 ⁻¹	1.450 × 10 ²
9.807	1	1.422 × 10 ³
6.895 × 10 ⁻³	7.031 × 10 ⁻⁴	1

■ Thermal Conductivity		
W/(m·k)	kcal/(m·h·°C)	cal/(cm·sec·°C)
1	8.600 × 10 ⁻¹	2.389 × 10 ⁻³
1.163	1	2.778 × 10 ⁻³
4.186 × 10 ²	3.600 × 10 ²	1

CHARACTERISTICS of Kyocera Fine Ceramics (1)

Item			Material	ALUMINA (Al ₂ O ₃)									
Kyocera No.				A482R	A459	A445	A471	A473	A484	A476	A479	A479S	
Appearance				Porous			Dense						
Color				Pink	Russet	Dark Brown	White	White	White	White	White	Ivory	
Content (%)				Al ₂ O ₃ 76	89	90	92	92	92	96	99	99.5	
Main Characteristics			High Mechanical Strength, High Temperature Resistance, High Frequency Insulation, High Reliability										
			<ul style="list-style-type: none"> High Heat Resistance 	<ul style="list-style-type: none"> Good for Metallizing 	<ul style="list-style-type: none"> Light Intercepting, High Heat Dissipation 	<ul style="list-style-type: none"> Wear Resistant 	<ul style="list-style-type: none"> Good for Metallizing, Mechanically Strong 	<ul style="list-style-type: none"> Wear Resistant 	<ul style="list-style-type: none"> Good Surface Smoothness 	<ul style="list-style-type: none"> Hard and Chemically Stable 	<ul style="list-style-type: none"> Hard and Chemically Stable, Fine Grain Strong and Smooth 		
Main Applications			<ul style="list-style-type: none"> Welding Nozzle, Nozzle for Glass Fiber Manufacturing 	<ul style="list-style-type: none"> Magnetron 	<ul style="list-style-type: none"> IC Packages 	<ul style="list-style-type: none"> Liner, Pulverizer 	<ul style="list-style-type: none"> IC Multi-Layer Packages, Electron-tube Housing 	<ul style="list-style-type: none"> Wire-Drawing Parts, Capstans, Mechanical Seal Rings 	<ul style="list-style-type: none"> Hybrid IC Substrates 	<ul style="list-style-type: none"> Heat, Corrosion and Wear Resistant Parts 	<ul style="list-style-type: none"> Pump Shafts 		
			Density (*1)	g/cm ³	JIS R 1634	3.6	3.6	3.8	3.6	3.6	3.6	3.7	3.8
Water Absorption			%	JIS C 2141	0.6	0	0	0	0	0	0	0	
Mechanical Characteristics	Vickers Hardness HV9.807N		GPa	JIS R 1610	9.0	12.1	12.7	11.8	12.3	12.3	13.7	15.2	16.0
	Flexural Strength 3 P.B.		MPa	JIS R 1601	120	310	320	390	340	370	350	310	360
	Compressive Strength		MPa	JIS R 1608	—	—	—	—	2,300	—	—	2,160	2,350
	Young's Modulus of Elasticity		GPa	JIS R 1602	160	280	320	280	280	280	320	360	370
	Poisson's Ratio		—		0.17	0.23	0.23	0.23	0.23	0.23	0.23	0.23	0.23
	Fracture Toughness (SEPB)		MPa · m ^{1/2}	JIS R 1607	—	—	—	—	—	—	—	3 ~ 4	4
Thermal Characteristics	Coefficient of Linear Thermal Expansion	40 — 400°C	× 10 ⁻⁶ /K	JIS R 1618	7.1	7.0	7.3	7.1	6.9	6.8	7.2	7.2	7.2
		40 — 800°C			7.5	7.9	8.1	7.9	7.8	7.7	7.9	8.0	8.0
	Thermal Conductivity 20°C		W/(m · K)	JIS R 1611	8	14	12	16	18	17	24	29	32
	Specific Heat Capacity		J/(g · K)	JIS R 1611	0.75	0.75	0.75	0.79	0.78	0.78	0.78	0.79	0.78
	Thermal Shock (Put in Water, Temperature Difference Relative Method)		°C	JIS R 1648	320	—	—	200	200	200	200	200	250
Electrical Characteristics	Dielectric Strength		kV/mm	JIS C 2141	12	15	12	16	16	14	15	15	15
	Volume Resistivity	20°C	Ω · cm		> 10 ¹⁴	> 10 ¹⁴	10 ¹¹	> 10 ¹⁴	> 10 ¹⁴	> 10 ¹⁴	> 10 ¹⁴	> 10 ¹⁴	> 10 ¹⁴
		300°C			10 ¹⁰	10 ¹⁰	10 ⁷	10 ¹²	10 ¹²	10 ¹⁰	10 ¹⁰	10 ¹⁰	10 ¹³
		500°C			10 ⁸	10 ⁸	10 ⁵	10 ⁹	10 ¹⁰	10 ⁸	10 ⁸	10 ⁸	10 ¹⁰
	Dielectric Constant (1MHz)		—		8.4	8.8	9.8	8.9	9.0	8.9	9.4	9.9	9.9
	Dielectric Loss Angle (1MHz)		(× 10 ⁻⁴)		180	6	20	6	6	9	4	2	1
	Loss Factor		(× 10 ⁻⁴)		1,500	52	190	53	54	80	38	20	10
Chemical Characteristics	Nitric Acid (60%) 90°C, 24H		(Weight Loss) mg/cm ²	—	—	—	—	—	0.32	0.14	—	0.10	0.07
	Sulphuric Acid (95%) 95°C, 24H				—	—	—	—	0.65	0.34	—	0.33	0.25
	Sodium Hydroxide (30%) 80°C, 24H				—	—	—	—	0.91	0.95	—	0.26	0.05

The values are typical material properties and may vary according to products configuration and manufacturing process. For more details, Please feel free to contact us.

* 1: All values for apparent density and bulk density are the same, except for A482R which lists apparent density only.

			SAPPHIRE		MULLITE (3Al ₂ O ₃ · 2SiO ₂)	CORDIERITE (2MgO · 2Al ₂ O ₃ · 5SiO ₂)		STEATITE (MgO · SiO ₂)		FORSTERITE (2MgO · SiO ₂)		
A479M A479G	A480S	A601D A601L	SA100		ML652	CO220	CO720	S210	S211	F1120	F1023	FC112M
			Dense		Dense	Dense	Dense	Dense		Dense		
Ivory	Ivory	Ivory	Transparent		Dark Brown	Gray	Gray	White	Dark Brown	Light Yellow		Black
99.5	99.7	99.9	99.99		—	—	—	—	—	—	—	—
High Chemical Resistance			Single Crystal		<ul style="list-style-type: none"> • Low Thermal Expansion 	<ul style="list-style-type: none"> • Very Low Thermal Expansion • Light Weight 		<ul style="list-style-type: none"> • Thermal Insulator 	<ul style="list-style-type: none"> • Good Light Shield 	<ul style="list-style-type: none"> • Good Surface Finish 	<ul style="list-style-type: none"> • High Thermal Expansion 	<ul style="list-style-type: none"> • Electro Static Ossipation • Less Voids
<ul style="list-style-type: none"> • High Chemical Resistance, 	<ul style="list-style-type: none"> • Good Anti-Plasma, • Wear Resistance • High Purity 		<ul style="list-style-type: none"> • High Heat Resistance, • High Chemical Resistance 									
<ul style="list-style-type: none"> • Wear Resistant Parts • Chemically Resistant Parts • Semiconductor Processing Equipment Parts 			<ul style="list-style-type: none"> • Thin Film Substrates, • Windows, • Chemically Resistant Parts 		<ul style="list-style-type: none"> • IC Packages 	<ul style="list-style-type: none"> • Lithography Stage Component • Wafer Inspection Stage Component • SEM/TEM 		<ul style="list-style-type: none"> • Various Circuit Parts 		<ul style="list-style-type: none"> • Substrate For Resistor • Core For Resistor 		<ul style="list-style-type: none"> • HDD Parts
3.9	3.9	3.9	3.97		3.2	2.5	2.5	2.8	3.1	3.0	3.0	3.6
0	0	0	0		0	0	0	0	0	0	0	0
15.7	17.2	17.5	Surface a	22.5	10.8	8	8.5	5.8	6.7	7.3	5.9	8.7
370	380	400	Surface a Axis c	690	280	190	200	190	220	180	160	210
—	—	—	2,940		—	—	—	—	—	—	—	—
370	380	380	470		210	140	145	120	130	150	150	190
0.23	0.23	0.23	—		0.27	0.31	0.31	0.22	0.22	0.24	0.24	0.27
—	—	5 ~ 6	—		—	1 ~ 1.5	1 ~ 1.5	—	—	—	—	1 ~ 2
7.2	7.2	7.2	Parallel to Axis c	7.7	5.0	1.5 (40°C~400°C) 2.1 (40°C~800°C)	1.5 (40°C~400°C) 2.1 (40°C~800°C)	7.7	9.2	9.7	10.1	10.5
8.0	8.0	8.0	Vertical to Axis c	7.0	5.8	< 0.05 (23°C) < 0.02 (22°C)	< 0.05 (23°C) < 0.02 (22°C)	8.0	10.4	—	—	12.0
32	32	34	41		5	4	4	2	3	5	5	4
0.78	0.79	0.78	0.75		0.75	0.71	—	0.75	0.72	0.78	0.75	0.77
—	—	—	—		—	—	400	—	—	—	—	—
15	15	15	48		15	19.1	19.3	18	14	17	13	—
> 10 ¹⁴	> 10 ¹⁴	> 10 ¹⁴	> 10 ¹⁴		> 10 ¹⁴	> 10 ¹⁴	> 10 ¹⁴	> 10 ¹⁴	> 10 ¹³	> 10 ¹⁴	> 10 ¹⁴	10 ⁴
10 ¹³	10 ¹³	10 ¹³	—		10 ¹²	10 ¹²	10 ¹²	10 ¹⁰	10 ⁹	10 ¹³	10 ⁹	—
10 ¹⁰	10 ¹⁰	10 ¹⁰	10 ¹¹		10 ⁹	10 ¹⁰	10 ¹⁰	10 ⁷	10 ⁷	10 ¹⁰	10 ⁹	—
9.9	9.9	9.9	Parallel to Axis c Vertical to Axis c	11.5 9.3	7.4	4.9	4.9	6	8	6.5	6.5	—
1	1	1	< 1		18	9	8.5	18	750	3	5	—
10	10	10	—		148	—	—	108	6,000	20	30	—
—	0.05	0.03	≐ 0.00		—	—	—	—	—	—	—	—
—	0.22	0.19	≐ 0.00		—	—	—	—	—	—	—	—
—	0.04	0.03	≐ 0.00		—	—	—	—	—	—	—	—

1kgf/mm² = 9.807MPa

1cal/(cm · sec · °C) = 418.6W/(m · K)

CHARACTERISTICS of Kyocera Fine Ceramics (2)

Item		Material	YTTRIA (Y ₂ O ₃)	TITANIA			SILICON CARBIDE (SiC)				
Kyocera No.			YO100A	T716	T716H	T792H	SC211	SC1000	SN201B		
Appearance			Dense	Dense			Dense				
Color			White	Light Brown	Light Brown	Grayish Yellow	Black	Black	Black		
Alumina Content (%)			—	—	—	—	—	—	—		
Main Characteristics			<ul style="list-style-type: none"> • Good Plasma Resistance 	Good Surface Finish			<ul style="list-style-type: none"> • High Temperature Strength • High Chemical Resistance, Excellent Thermal • Conductivity 				
				• CaTiO ₃	• BaTiO ₃					<ul style="list-style-type: none"> • Fracture Toughness • Chemical Resistance 	
Main Applications			• SPE Parts	• Slider Pads for Disk Drive Heads			• Mechanical Seal, • High Temperature Resistance Parts				
Density (*1)		g/cm ³	JIS R 1634	4.9	3.9	4.0	4.5	3.2	3.16	3.2	
Water Absorption		%	JIS C 2141	0	0	0	0	0	0	0	
Mechanical Characteristics	Vickers Hardness HV9.807N		GPa	JIS R 1610	6.0	8.5	8.8	8.1	22.0	23.0	13.9
	Flexural Strength 3 P.B.		MPa	JIS R 1601	130	320	320	230	540	450	580
	Compressive Strength		MPa	JIS R 1608	—	—	—	—	—	—	—
	Young's Modulus of Elasticity		GPa	JIS R 1602	160	260	270	180	430	440	290
	Poisson's Ratio		—		—	—	—	—	0.16	0.17	0.28
	Fracture Toughness (SEPB)		MPa · m ^{1/2}	JIS R 1607	1.1	—	—	—	4 ~ 5	2 ~ 3	4 ~ 5
Thermal Characteristics	Coefficient of Linear Thermal Expansion	40 — 400°C	× 10 ⁻⁶ /K	JIS R 1618	7.2	11.5	11.5	9.6	3.7	3.7	2.4
		40 — 800°C			7.6	12.1	12.1	—	4.4	4.4	3.2
	Thermal Conductivity 20°C		W/(m · K)	JIS R 1611	14	4	4	2	60	200	25
	Specific Heat Capacity		J/(g · K)	JIS R 1611	0.45	0.71	0.71	0.59	0.67	0.67	0.64
Thermal Shock Temperature Difference (Put in Water, Relative Method)		°C	JIS R 1648	—	—	—	—	400	—	550	
Electrical Characteristics	Dielectric Strength		kV/mm	JIS C 2141	11	—	—	—	—	—	—
	Volume Resistivity	20°C	Ω · cm		>10 ¹³	10 ¹²	10 ¹²	10 ¹²	10 ⁵	10 ⁸	>10 ¹⁴
		300°C			10 ¹⁰	—	—	—	10 ⁴	10 ⁴	10 ¹²
		500°C			10 ⁷	—	—	—	10 ³	10 ³	10 ¹⁰
	Dielectric Constant	(1MHz)	—		11	—	—	—	—	—	—
	Dielectric Loss Angle	(1MHz)	(× 10 ⁻⁴)		5	—	—	—	—	—	—
Loss Factor		(× 10 ⁻⁴)	55	—	—	—	—	—	—	—	
Chemical Characteristics	Nitric Acid (60%) 90°C, 24H		(Weight Loss) mg/cm ²	—	—	—	—	—	0.04	≐ 0.00	—
	Sulphuric Acid (95%) 95°C, 24H				—	—	—	—	0.01	≐ 0.00	—
	Caustic Soda (30%) 80°C, 24H				—	—	—	—	≐ 0.00	≐ 0.00	—

The values are typical material properties and may vary according to products configuration and manufacturing process. For more details, Please feel free to contact us.
 *1: All values for apparent density and bulk density are the same, except for A482R which lists apparent density only.

SILICON NITRIDE (Si ₃ N ₄)			ALUMINIUM NITRIDE (AlN)		ZIRCONIA (ZrO ₂)				CERMET	
SN260	SN240	SN241	AN216A	AN2000	Z220	Z201N	Z701N	Z21H04	TC30	TC50
Dense			Dense		Dense				Dense	
Black	Black	Black	Gray	Ivory	Yellow	Ivory	Ash Black	Black	Silver	Silver
—	—	—	—	A&N 99.9	—	—	—	—	—	—
<ul style="list-style-type: none"> • High Temperature Strength • Wear Resistant • Excellent Thermal Shock Resistance • Light Weight 			<ul style="list-style-type: none"> • High Electrical Insulation, • High Thermal Conductivity 		<ul style="list-style-type: none"> • High Mechanical Strength, • Excellent Wear Resistance, • Good Surface Finish, • High Fracture Toughness 				<ul style="list-style-type: none"> • High Mechanical Strength, • Excellent Wear Resistance, • High Heat Shock Resistance, • Electrical Conductivity 	
• Rare Earth Free	• High Strength, High Temperature Durability	• High Thermal Conductivity	• Excellent Thermal Conductivity	• High Purity, Good Plasma Resistance						
<ul style="list-style-type: none"> • Anti Wear Liner • Powder Equipment • Molten Metal Parts • Metal Forming Tool 			<ul style="list-style-type: none"> • Heat Uniformity Parts, • High Temperature Treatment Fixtures, • Semiconductor Processing Equipment Parts 		<ul style="list-style-type: none"> • Pump Parts, Dies, Knives, • Cutting Blades, Spikes, • Club Faces, Scissors 				<ul style="list-style-type: none"> • Cutting Tool Tips, • Wear Resistant Parts, • Metal Forming Tools 	
3.1	3.3	3.2	3.4	3.2	5.6	6.0	6.0	5.6	6.0	7.7
0	0	0	0	0	0	0	0	0	0	0
12.7	14.0	13.8	10.4	11.2	10.7	12.3	12.7	10.8	16.2	14.2
900	1,020	790	310	220	750	1,000	1,470	710	1,470	1,860
—	—	—	—	—	—	—	—	—	3,430	3,430
270	300	290	320	310	200	200	220	210	440	410
0.28	0.28	0.28	0.24	0.24	0.31	0.31	0.31	—	0.21	0.23
6 ~ 7	7	6 ~ 7	—	—	7 ~ 8	4 ~ 5	4 ~ 5	3 ~ 4	—	—
2.8	2.8	2.9	4.6	4.6	10	10.5	10.8	10.3	7.4	7.8
3.4	3.3	3.5	5.3	5.2	10.5	11.0	11.3	11.4	8.3	—
23	27	54	150	67	3	3	3	3	17	13
0.66	0.65	0.66	0.71	0.72	0.46	0.46	0.46	0.48	—	—
800	800	900	—	—	450	300	350	—	310	360
12	13	12	14	16	13	11	—	—	—	—
>10 ¹⁴	>10 ¹⁴	>10 ¹⁴	>10 ¹⁴	>10 ¹⁴	>10 ¹⁴	10 ¹³	—	10 ⁸	10 ⁻⁴	10 ⁻⁴
10 ¹³	10 ¹²	10 ¹²	10 ¹⁰	10 ¹¹	10 ⁶	10 ⁶	—	—	—	—
10 ¹¹	10 ¹⁰	10 ¹⁰	10 ⁸	10 ⁹	10 ⁴	10 ³	—	—	—	—
8.3	9.6	9.6	8.6	8.5	28	33	—	—	—	—
5	19	18	3	2	17	16	—	—	—	—
—	—	—	26	17	476	520	—	—	—	—
1.02	1.11	0.18	—	—	—	≒ 0.00	≒ 0.00	—	6.0	2.6
0.01	0	0	—	—	—	0.04	0.04	—	0.26	0.73
0.49	0.22	0.07	—	—	—	0.08	0.08	—	0.02	0.03

1kgf/mm² = 9.807MPa

1cal/(cm · sec · °C) = 418.6W/(m · K)

<JAPAN: Headquarters>

KYOCERA Corporation

Corporate Fine Ceramics Group

6 Takeda Tobadono-cho, Fushimi-ku, Kyoto 612-8501, Japan
Tel: +81-(0)75-604-3441 Fax: +81-(0)75-604-3438



WEB

global.kyocera.com/prdct/fc/index.html



E-mail
inquiries

webmaster.fc@kyocera.jp

<U.S.A.>

KYOCERA International, Inc.

San Jose, CA

49070 Milmont Dr. Fremont, CA 94538
Tel: +1-510-257-0200 Fax: +1-510-257-0125

San Diego, CA

8611 Balboa Avenue, San Diego, CA 92123
Tel: +1-858-614-2520 Fax: +1-858-715-0871

Chicago, IL

25 NW Point Blvd., #660 Elk Grove Village, IL 60007
Tel: +1-847-981-9494 Fax: +1-847-981-9495

Boston, MA

24 Superior Dr, Suite 106, Natick, MA 01760
Tel: +1-508-651-8161 Fax: +1-508-655-9139

Mountain Home, NC

100 Industrial Park Rd, Hendersonville, NC 28792
Tel: +1-828-693-8244 Fax: +1-828-692-1340

New Jersey, NJ

220 Davidson Ave., Suite 108, Somerset, NJ 08873
Tel: +1-732-563-4336 Fax: +1-732-627-9594

Austin, TX

7801 Capital of Texas Highway, Ste 330 Austin, TX 78731
Tel: +1-512-336-1725 Fax: +1-512-336-8189

Vancouver, WA

5713 East Fourth Plain Blvd., Vancouver, WA 98661
Tel: +1-360-696-8950 Fax: +1-360-696-9804

<EUROPE>

KYOCERA Fineceramics GmbH

Esslingen, Germany

Fritz-Mueller-Strasse 27, 73730 Esslingen, Germany
Tel: +49-(0)711-93934-0 Fax: +49-(0)711-93934-950

Neuss, Germany

Hammfelddamm 6 41460 Neuss, Germany
Tel: +49-(0)2131-1637-0 Fax: +49-(0)2131-1637-150

KYOCERA Fineceramics Ltd.

U.K.

Prospect House, Archipelago, Lyon Way, Frimley, Surrey
GU16 7ER, U.K.
Tel: +44-(0)1276-6934-50 Fax: +44-(0)1276-6934-60

KYOCERA Fineceramics S.A.S.

France

Parc Tertiaire, Silic, 21 Rue De Villeneuve
BP 90439 94583 Rungis Cedex, France
Tel: +33-(0)141-7373-30 Fax: +33-(0)141-7373-59

<ASIA>

KYOCERA Korea Co.,Ltd.

Korea

13F KAMCO Tangjae Tower, 262 Kangnamdae-ro
Kangnam-gu, Seoul, 06265
Tel: +82-(0)2-3463-3538 Fax: +82-(0)2-3463-3539

KYOCERA (China) Sales & Trading Corporation

Shanghai

Floor 9, Dushi Headquarters Building, No. 168, Middle Xizang Road, Shanghai,
200001

Tel: +86-(0)21-5877-5366 Fax: +86-(0)21-5888-5096

Shenzen

Unit 06-08, 29/F, AVIC Center NO.1018 Huafu Road,
Futian District, Shenzhen, Guangdong, 518033
Tel: +86-(0)755-8272-4107 Fax: +86-(0)755-8279-0487

KYOCERA (Hong Kong) Sales & Trading Ltd.

Hong Kong

Room 801-802, Tower 1, South Seas Centre,
75 Mody Road, Tsimshatsui East, Kowloon, Hong Kong
Tel: +852-(0)2722-3912 Fax: +852-(0)2724-4501

KYOCERA Asia Pacific, Ltd.

Taiwan

8FL., No.101, Sec.2, Nanjing East Road, Taipei 10457, Taiwan
Tel: +886-(0)2-2567-2008 Fax: +886-(0)2-2567-2700

Singapore

298 Tiong Bahru Road, #13-03/05 Central Plaza, 168730, Singapore
Tel: +65-6271-0500 Fax: +65-6271-0600

Philippines

11B, Kingston Tower, Block 2, Lot 1, Acacia Avenue,
Madrigal Business Park, Alabang, Muntinlupa City 1780, Philippines
Tel: +63-(0)2-771-0618 Fax: +63-(0)2-775-0532

KYOCERA Asia Pacific (Thailand) Co., Ltd.

Thailand

1 Capital Work Place, Building 7th Floor, Soi Chamchan, Sukhumvit 55
Road, Klongton Nua, Wattana, Bangkok 10110, Thailand.
Tel: +66-(0)2030-6688 Fax: +66-(0)2030-6600

KYOCERA Sdn. Bhd.

Malaysia

Lot 4A, Lower Level 3, Hotel Equatorial, Penang No.1,
Jalan Bukit Jambul 11900 Penang, Malaysia
Tel: +60-4-641-4190 Fax: +60-4-641-4209

KYOCERA Asia Pacific India Pvt. Ltd.

India

1004A & 1004B, 10th Floor, JMD Regent Square, M.G. Road Gurugram Haryana,
India
Tel: +91-124-4714298 Fax: +91-124-4683378